


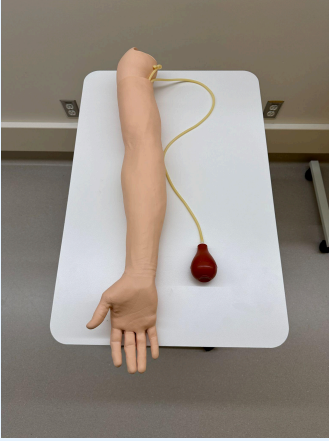


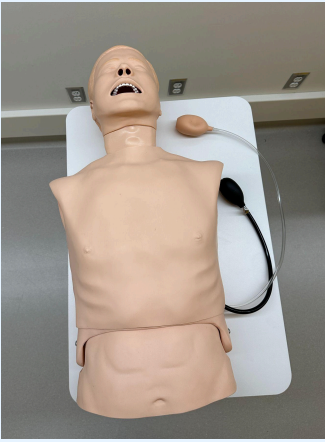
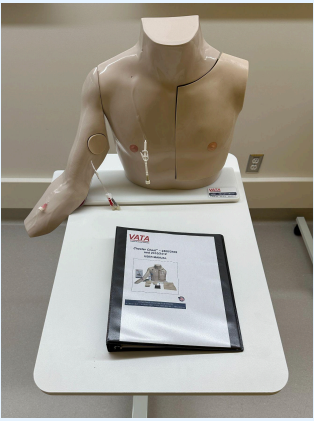


Task Trainer	Description & Use	Image	Resources
Modular Skills Trainer	<p>The Modular Skills Trainer is a task trainer designed for practice of 16 different clinical nursing skills.</p> <p>VGH SIM has 6 Modular Skills Trainers available to book.</p> <p>The Modular Skills Trainer comes with a binder of applicable VCH policies.</p>		<ul style="list-style-type: none"> • Modular Skills Trainer Laerdal Medical • Modular Skills Trainer Quick Setup Guide Laerdal Medical
Multi-Venous IV Training Arm (Male)	<p>The Multi-Venous IV Training Arm is an independent arm for practicing intravenous injections.</p> <p>VGH SIM has 3 Multi-Venous IV Training Arms available to book.</p>		<ul style="list-style-type: none"> • Multi-Venous IV Training Arm • Male Multi-Venous Access Arm Kit

<p>S.M.A.S.H. Advanced Patient Training Arm</p>	<p>The S.M.A.S.H. Advanced Patient Training Arm is a multipurpose task trainer designed for practicing skills such as arterial line insertions, IM injections, and subcutaneous injections. The trainer has a motor and can be programmed to specific pulse strengths and heart rates with simulated blood that is pumped through the trainer for increased fidelity.</p> <p>VGH SIM has 1 S.M.A.S.H. Advanced Patient Training Arm available to book.</p>		<ul style="list-style-type: none"> • S.M.A.S.H. Advanced Patient Training Arm
<p>Arterial Arm Stick Kit</p>	<p>The Arterial Arm Stick Kit is an independent arm for practicing arterial punctures.</p> <p>VGH SIM has 2 Arterial Arm Stick Kits available to book.</p>		<ul style="list-style-type: none"> • Arterial Arm Stick Kit Laerdal Medical • Arterial Stick Arm


<p>Little Anne QCPR</p>	<p>The Little Anne QCPR is a CPR trainer that allows the user to track the quality of the learner's CPR via bluetooth on an iPad/phone.</p> <p>VGHSIM has 12 Little Annes (adult), 2 Little Juniors (pediatric), 7 Little Babies (infant) available to book.</p>		<ul style="list-style-type: none"> • Little Anne QCPR Laerdal Medical • Little Anne • <i>Note: This task trainer does not have an airway and is not intubatable</i>
<p>Airway Management Trainer</p>	<p>The Airway Management Trainer provides a realistic anatomical model to practice airway management skills including bag valve ventilation, intubation and suctioning.</p> <p>VGHSIM has 1 Airway Management Trainer available to book.</p>		<ul style="list-style-type: none"> • Laerdal Airway Management Trainer • Airway Management Trainer

<p>Deluxe Difficult Airway Trainer</p>	<p>The Deluxe Difficult Airway Trainer is designed to practice management of difficult airways including the ability to inflate the tongue to simulate edema.</p> <p>VGH SIM has 3 Deluxe Difficult Airway Trainers available to book.</p>		<ul style="list-style-type: none"> • Deluxe Difficult Airway Trainer Laerdal Medical • Deluxe Difficult Airway Trainer
<p>Chester Chest</p>	<p>Chester Chest is an anatomical model of a torso with a detachable arm that can be used for the practice of placement, preparation, insertion, care and removal of some vascular access sites & routes.</p> <p>VGH SIM has 1 Chester Chest with Advanced Arm available to book.</p> <p>Chester Chest comes with a binder of applicable VCH policies.</p>		<ul style="list-style-type: none"> • Vascular Access - Chester Chest™ Laerdal Medical • Chester Chest

VGH Simulation Centre

Task Trainers





ASL 5000 Lung	<p>The ASL 5000 is a breathing simulator that allows for high-fidelity ventilation practice, designed to be used with almost any ventilator. At VGH SIM, the ASL 5000 can be used in combination with the SimMan Essential or one of our SimMan ALS.</p> <p>VGH SIM has 1 ASL 5000 available to book.</p>	 A white rectangular ASL 5000 Lung Simulator sitting on a blue table. It has a green connector and a white corrugated tube attached to the front.	<ul style="list-style-type: none">• ASL 5000 Lung Solution – realistic training Laerdal Medical.• ASL 5000® Lung Solution - IngMar Medical
Cricothyrotomy Trainer	<p>The Cricothyrotomy Trainer creates an opportunity for high-fidelity simulation of emergency airway skills. It can be filled with simulated blood and bleed with the puncture of 2 membranes (a thick layer of silicone then a thin layer of electrical tape) and allows for palpation of anatomical landmarks. The luer lock connection allows for the use of a syringe to simulate the blood flowing.</p> <p>VGH SIM has 4 Cricothyrotomy Trainers available to book.</p>	 A Cricothyrotomy Trainer, which is a small, rectangular device with a green top, a red base, and a tan-colored central area. It has a luer lock connection on the side.	<ul style="list-style-type: none">• Your Design Medical Adult Cricothyrotomy Trainer

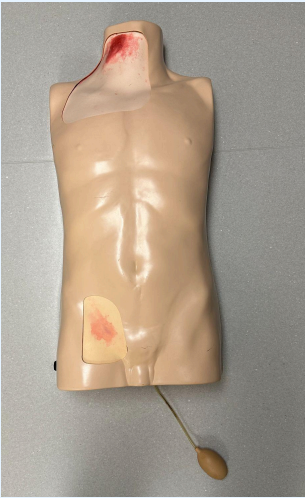
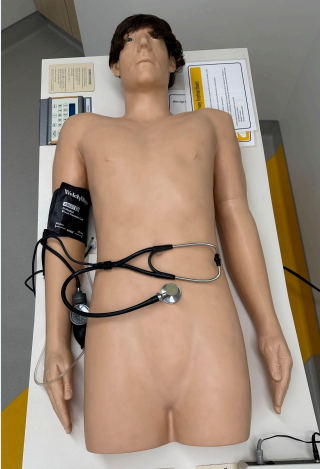
<p>Central Line Trainer Ultrasound Phantom (Simple & Difficult)</p>	<p>The Central Line Trainer Ultrasound Phantom is for practicing central line insertions. Both the simple and difficult versions of the trainer allow for ultrasound fidelity to simulate. The tubes inside are filled with water for simulation. Stoppers are available to stop the movement of water if the trainer is placed at different angles.</p> <p>VGH SIM has 2 simple versions and 1 difficult version of the Central Line Trainer Ultrasound Phantoms available to book.</p>		<ul style="list-style-type: none"> • Your Design Medical Central Line Trainer Ultrasound Phantom (Simple) • Your Design Medical Central Line Trainer Ultrasound Phantom (Difficult)
<p>Pericardiocentesis Ultrasound Phantom</p>	<p>The Pericardiocentesis Ultrasound Phantom allows for practice of pericardiocentesis procedures with ultrasound compatibility. The internal cavity is filled with water to simulate pericardial fluid.</p> <p>VGH SIM has 1 Pericardiocentesis Ultrasound Phantom available to book.</p>		<ul style="list-style-type: none"> • Pericardiocentesis Ultrasound Phantom

VGH Simulation Centre

Task Trainers



Chest Tube Thoracostomy Thoracotomy Trainer	<p>The Chest Tube Thoracotomy Trainer is designed to practice thoracotomy and thoracostomy procedures. Includes multiple layers to mimic the adult anatomy. Has standard adult rib placement with multiple practice sites.</p> <p>VGH SIM has 1 Chest Tube Thoracostomy Thoracotomy Trainer available to book.</p>	 A blue and green plastic training device for thoracotomy and thoracostomy procedures. It has a blue top layer and a green base layer, with a central orange rectangular area. The text 'VGH SIM MEDICAL CHEST TUBE THORACOTOMY' is visible on the blue layer.	<ul style="list-style-type: none">• Chest Tube Thoracostomy Thoracotomy Trainer
FLS Trainer	<p>The Fundamentals of Laparoscopic Surgery Trainer allows learners to practice their laparoscopic surgery skills.</p> <p>VGH SIM has 1 Fundamentals of Laparoscopic Surgery Trainer available to book. The trainer is stored and intended for use in the Computer Skills Lab.</p>	 A laparoscopic surgery training system on a white cart. It includes a monitor, a camera, and a laparoscopic instrument holder. The cart has four wheels and a height-adjustable arm for the monitor.	<ul style="list-style-type: none">• FLS Trainer System with Camera• <i>Note: Some accessories are missing</i>

<p>IV Torso</p>	<p>The IV Torso is designed for adult intravenous practice with simulated veins and ability to use fluids.</p> <p>VGH SIM has 3 IV Torsos available to book.</p>		<ul style="list-style-type: none"> • Laerdal® IV Torso • Laerdal IV Torso DfU-Multi-070323.qxp • <i>Note: This device does not provide ultrasound fidelity</i>
<p>Harvey the Cardiopulmonary Patient Simulator</p>	<p>Harvey is an adult-size manikin that realistically simulates nearly any cardiac disease by varying blood pressure, pulses, heart sounds, murmurs and breath sounds.</p> <p>VGH SIM has 1 Harvey the Cardiopulmonary Patient Simulator available to book. The simulator is stored and intended for use in BOR-7.</p>		<ul style="list-style-type: none"> • Harvey The Cardiopulmonary Patient Simulator • The Cardiopulmonary Patient Simulator • <i>Note: The Harvey simulator at VGHSIM is a model from 1996. Some newer features may not be available</i>

VGH Simulation Centre

Task Trainers



GI Mentor	<p>The Simbionix GI Mentor creates a true-to-life sensation of performing real endoscopic procedures.</p> <p>VGH SIM has 1 GI Mentor available to book. The trainer is stored and intended for use in the Computer Skills Lab.</p>	 A photograph of the Simbionix GI Mentor simulator. It is a white and blue machine with a monitor on top displaying a video feed. Various cables and a control panel are visible.	<ul style="list-style-type: none">• GI Mentor• <i>Note: The GI Mentor Modules are no longer available</i>
------------------	--	--	--